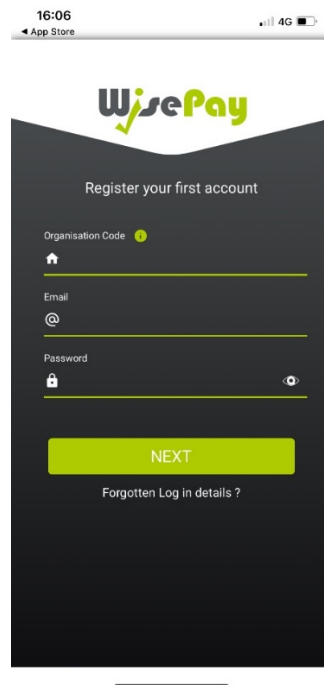


Introduction to Wisepay

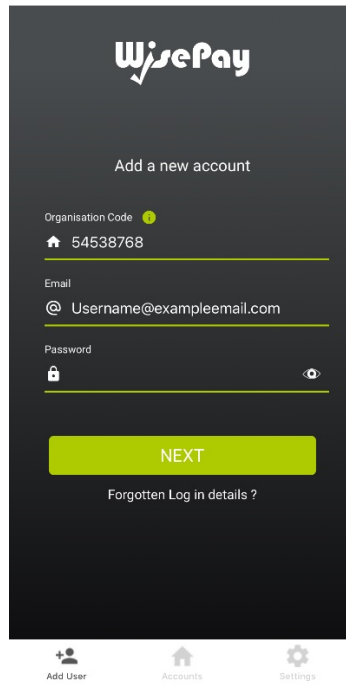
At Fulston Manor School, Wisepay is used as a method for making payments for various items/events while also allowing you to top up your Student's Catering Balance for use at Break & Lunch.

Below is a quick guide on how to set up your account:

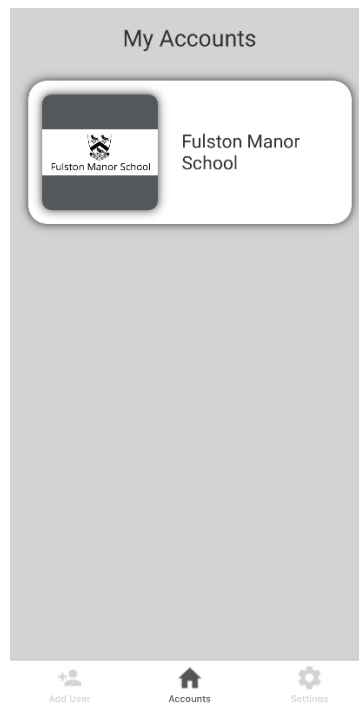


1. The Wisepay App can be downloaded through your phones App Store. Once the App is Downloaded you will see the above screen.

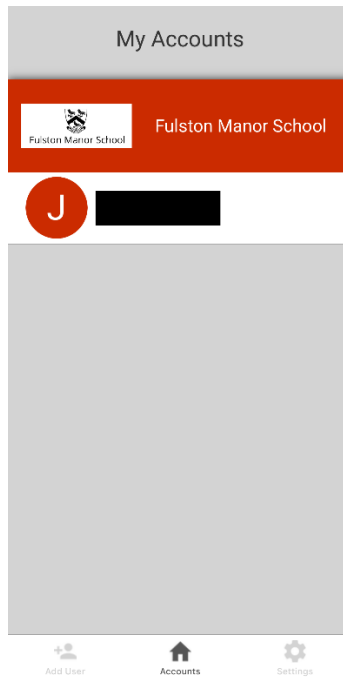
(Alternatively, Wisepay can be accessed via a Web Browser however we encourage the use of the app for ease of use.)



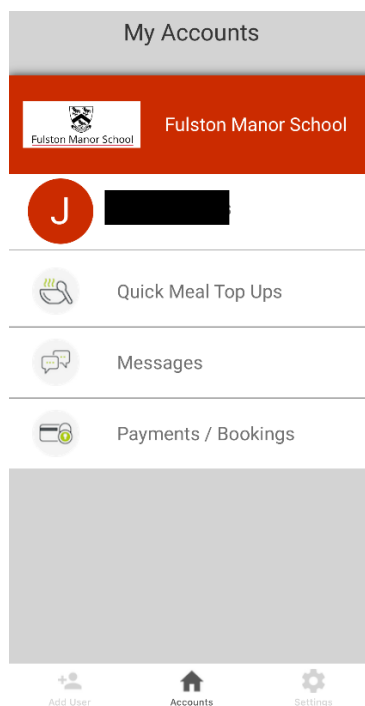
2. You will then have to input your details that you would have created already through the WisePay Link sent in previous correspondence. The **WisePay Organisation Code** for Fulston Manor is as follows: **54538768**



3. The following screen will appear, **Select Fulston Manor School** to continue.



4. You will then be able to see your Child's Account, **Select their Name** to view **Payment Options**.



5. This will allow you to access areas of WisePay such as **School Meal Top Ups & School Trip Payments**. Further information on these can be found in the **WisePay App User Guide**, provided in separate correspondence.